

JMS DRAIN SOLUTIONS LTD

The Clock Tower, Durham Place, Scarborough, North Yorkshire, YO12 7QA
Tel: 01723 353494 or 07774759952

Site address: Robin Hoods Bay

Date: 24/02/15

Dear Lucy.

Please find below the report for the cctv drain survey which was carried out at Robin Hoods Bay by ourselves.

Gulley no one:

With inlet from retaining wall is running freely, but unable to establish where it is running to.

Gulley two:

Remove drainage from rear of wall.
Still been unable to detect where it is running to.

Gulleys 3,4,6,7:

These are in the centre footway of the promenade.
They were vacuumed and cleaned out as far as we could reach.

A large amount of dye was put into these drains and left overnight, but the levels did not drop, so believe that the vertical stone drain is completely blocked with sand and silt.

Unable to detect the location of where they were running to.

I believe they come out on the foot of the sea wall, but photographs will show that the system is totally blocked up.

The only drainage which is working, but does require attention is the safe curb drainage system which looks like it has been installed as an afterthought due to the other drainage system not working when the original system was installed.

The safe curb drainage does require some attention and cleaning, and regular maintenance to keep the water off the promenade.

If the safe guard system fails, there could be a potential large amount of pressure behind the sea wall which could cause some damage.

Gulley 5 and 8:

These drains are running, but unable to establish where the water is flowing to. I believe it is getting lost behind the stone work of the seawall.

Drain one:

At the toe of the sea wall at the southside.

As you can see from the photograph, there is approximately 0.5 metres blocked with debris.

Drain two:

Blocked with rock, sand and football.

Drain three:

Blocked with rocks, sand and silt.

Drain four:

Blocked with sand, silt and a tennis ball.

Drain five:

Blocked with rocks.

Drain six:

Blocked with rocks.

Drain seven:

Blocked with sand and silt.

Drain eight:

Blocked with rocks.

Drain nine:

Blocked with tennis ball, rocks, silt and sand.

Drain ten:

Blocked with rocks.

Drain eleven:

Blocked with rocks, silt and sand.

Drain twelve:

Blocked with rocks, silt and sand.

A large amount of time was spent jetting the drains out, but there were so many large rocks and debris that it was running away with cost with little benefit to yourselves.

The promenade drainage was checked after jetting work was complete.
No dye was appearing in the sea or on the sea wall.

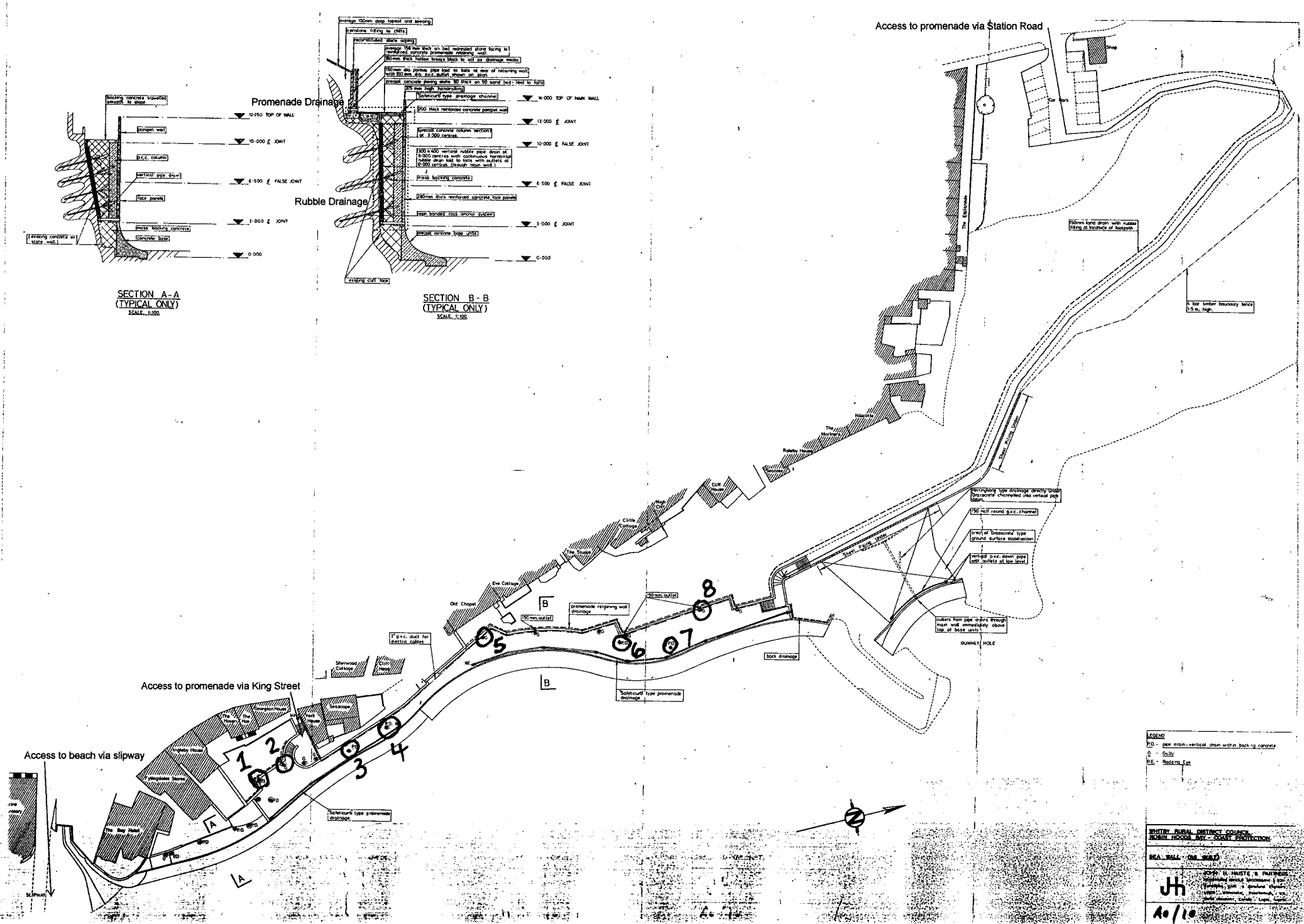
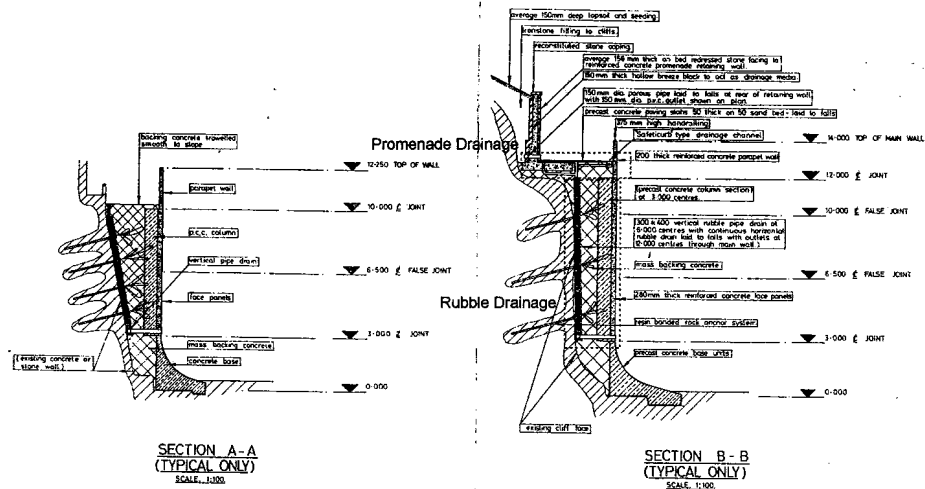
I still believe that the drainage system is getting lost behind the seawall.

If you require any further information please do not hesitate to contact us.
Thankyou,

Kind Regards

John Scott

JMS Drain Solutions Ltd



LEGEND

- 100 - pipe main-vertical drain with backing concrete
- Q - Gully
- RE - Retaining Wall

WHITEY RURAL DISTRICT COUNCIL
REBIN HOOKS BAY - COAST PROTECTION

SEA WALL (SEE SHEET 1)

JH JOHN H. HANLEY, B. ARCHITECT
 CONSULTING ARCHITECT
 (INCORPORATED) 10/11/2000
 10/11/2000

A0/10

drain no1

12:16:28 4-AUG-2014

0.22m



drain no2

0 





12:19:37 4-AUG-2014

0.77m

drain no3

12:21:45 4-AUG-2014

0.75m



drain no4

12:23:34 4-AUG-2014

1.08m



drain no5

12:26:31 4-AUG-2014

-0.14m



drain no6



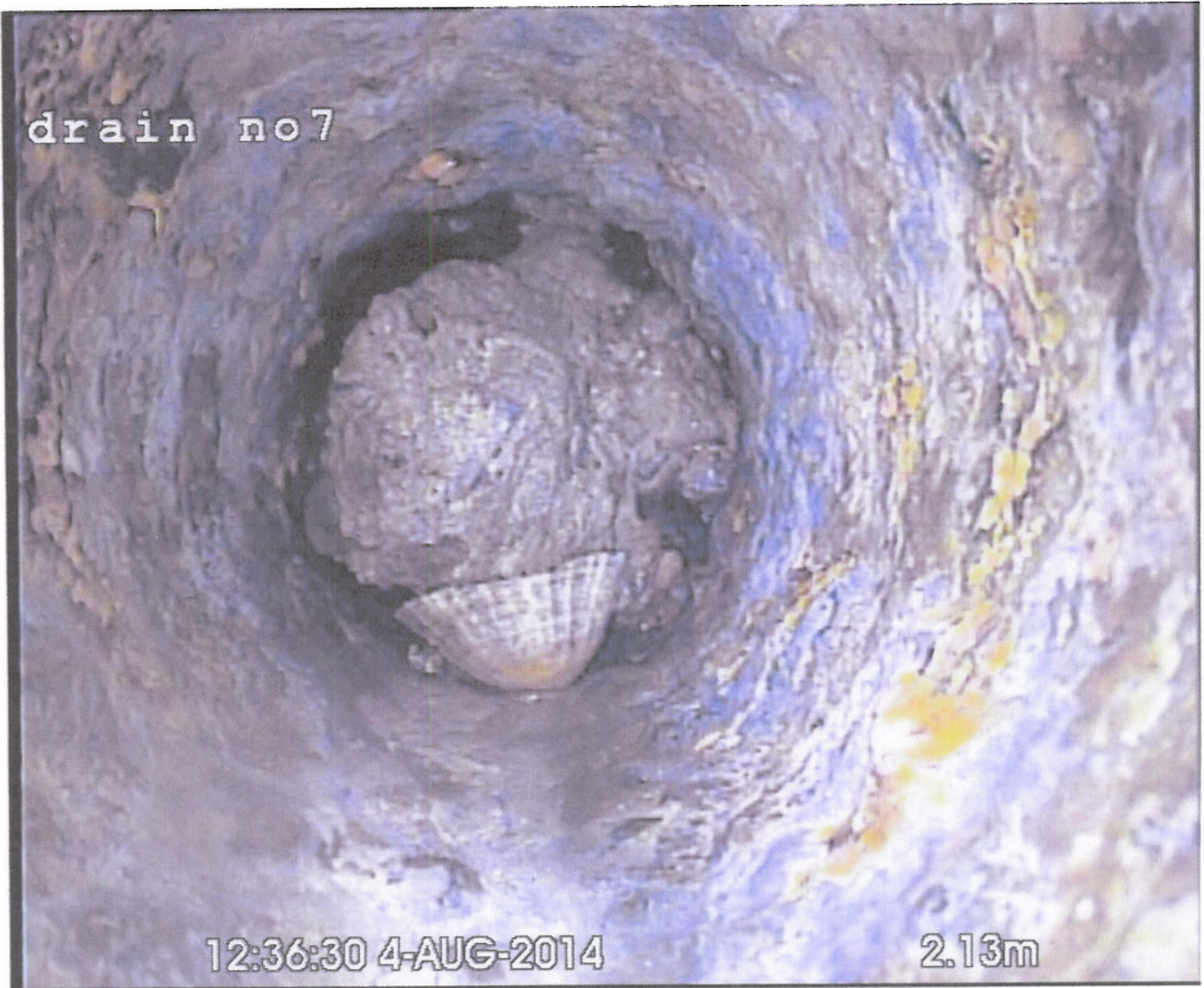
12:33:11 4-AUG-2014

0.75m

drain no7

12:36:30 4-AUG-2014

2.13m



drain no8

12:38:47 4-AUG-2014


2.01m



drain no9

12:40:31 4-AUG-2014

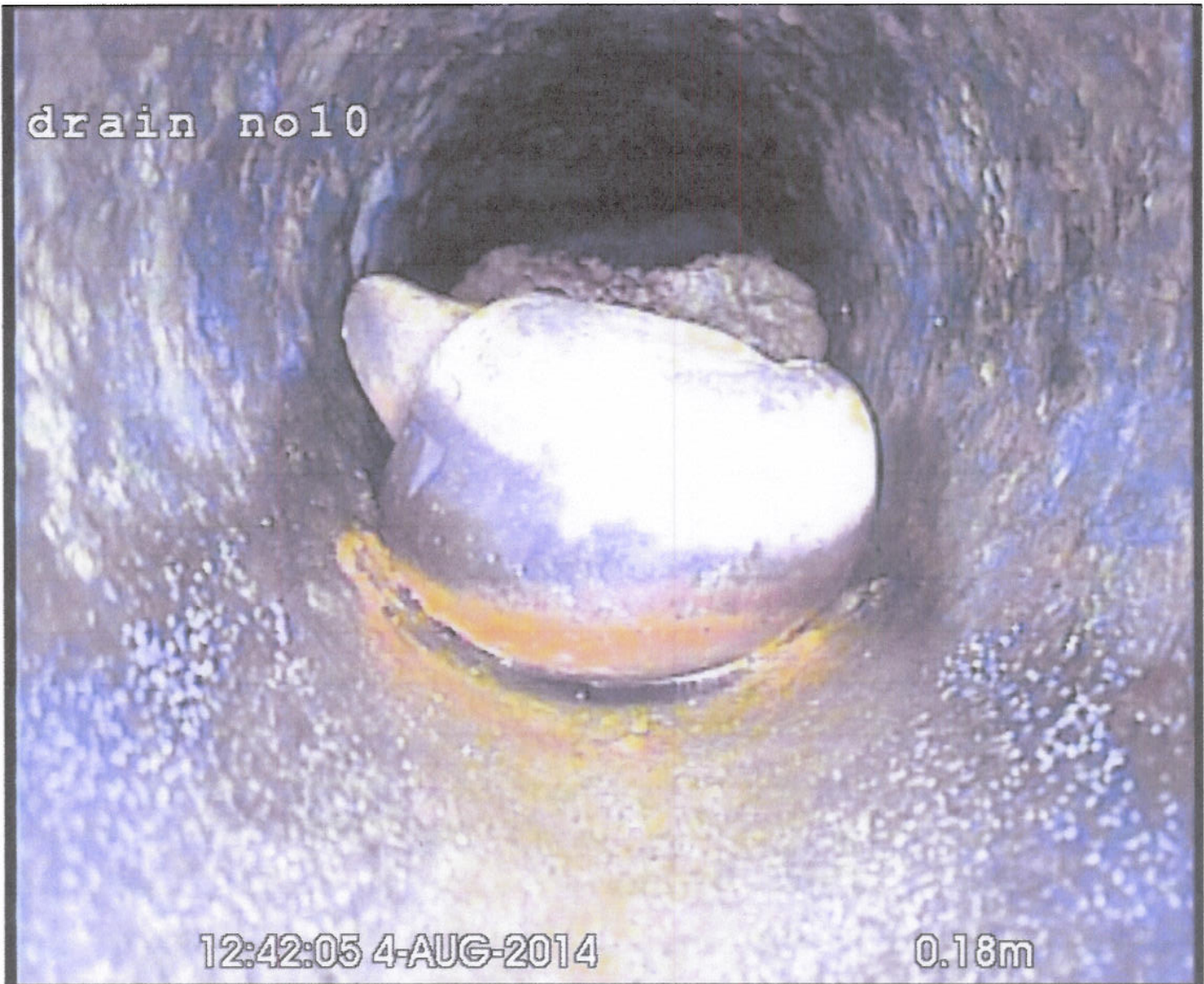
0.31m



drain no10

12:42:05 4-AUG-2014

0.18m



drain no 11

12:44:06 4-AUG-2014

0.81m



drain no 12



12:45:44 4-AUG-2014

0.82m